

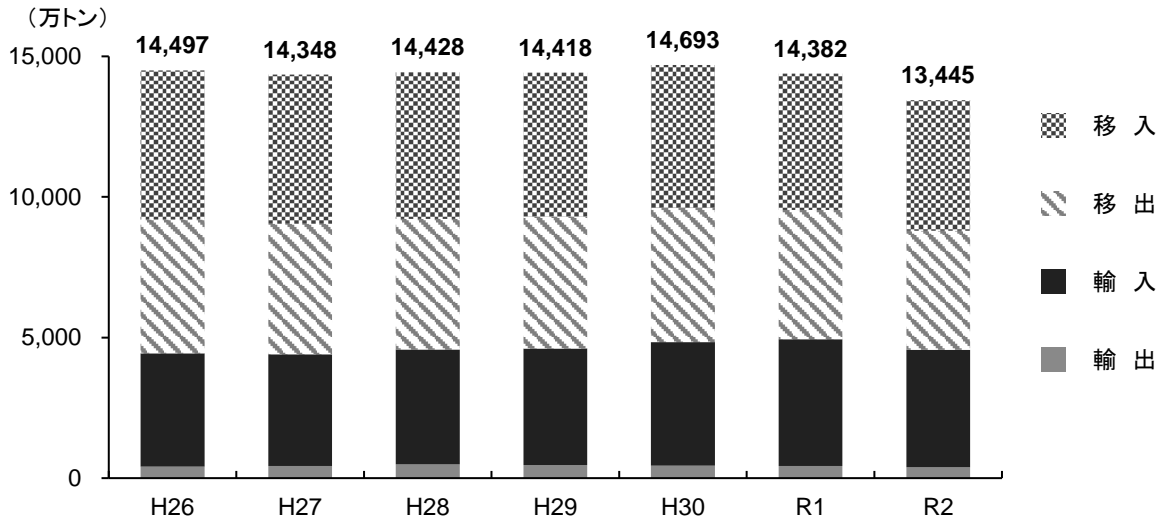
# 海上出入貨物トン数の推移

(1) 東北港湾合計 (国際拠点港湾・重要港湾)

(トン)

|          | H26         | H27         | H28         | H29         | H30         | R1          | R2          |
|----------|-------------|-------------|-------------|-------------|-------------|-------------|-------------|
| 合計       | 144,965,063 | 143,482,047 | 144,282,952 | 144,177,893 | 146,926,331 | 143,817,670 | 134,452,588 |
| (うちコンテナ) | 5,039,694   | 5,527,681   | 6,062,368   | 6,276,922   | 6,393,621   | 6,606,432   | 5,709,602   |
| 輸出       | 4,093,219   | 4,313,702   | 4,948,827   | 4,648,318   | 4,478,733   | 4,289,339   | 3,921,812   |
| (うちコンテナ) | 1,335,736   | 1,504,716   | 1,594,290   | 1,720,254   | 1,910,982   | 1,654,458   | 1,427,091   |
| 輸入       | 40,245,320  | 39,679,835  | 40,835,451  | 41,455,870  | 43,945,601  | 45,156,386  | 41,730,589  |
| (うちコンテナ) | 1,970,237   | 2,087,306   | 2,313,108   | 2,483,595   | 2,567,770   | 2,962,172   | 2,330,467   |
| 移出       | 47,676,932  | 46,509,863  | 46,353,805  | 46,896,653  | 47,633,375  | 45,897,730  | 42,287,667  |
| (うちコンテナ) | 960,241     | 1,068,321   | 1,084,265   | 1,190,468   | 1,056,440   | 1,135,339   | 981,502     |
| 移入       | 52,949,592  | 52,978,647  | 52,144,869  | 51,177,052  | 50,868,622  | 48,474,215  | 46,512,520  |
| (うちコンテナ) | 773,480     | 867,338     | 1,070,705   | 882,605     | 858,429     | 854,463     | 970,542     |

出典: 港湾統計(年報)

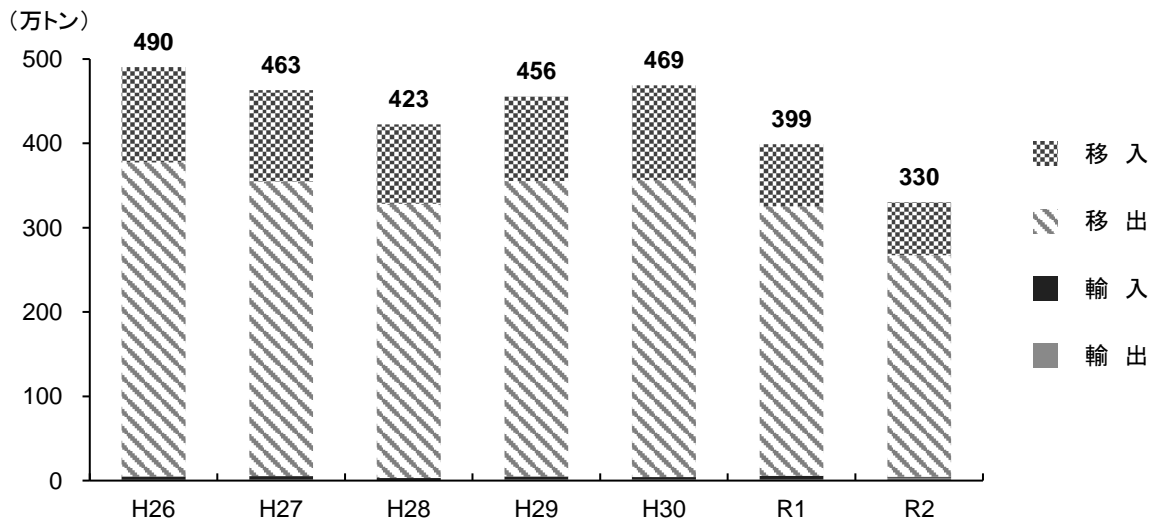


(2) 地方港湾合計

(トン)

|          | H26       | H27       | H28       | H29       | H30       | R1        | R2        |
|----------|-----------|-----------|-----------|-----------|-----------|-----------|-----------|
| 合計       | 4,904,179 | 4,630,325 | 4,225,485 | 4,556,753 | 4,687,237 | 3,990,521 | 3,303,799 |
| (うちコンテナ) | 0         | 0         | 0         | 188,100   | 34,976    | 3,966     | 418,771   |
| 輸出       | 12,216    | 14,850    | 6,071     | 15,955    | 14,816    | 17,488    | 34,920    |
| (うちコンテナ) | 0         | 0         | 0         | 0         | 0         | 0         | 0         |
| 輸入       | 38,837    | 37,820    | 25,069    | 31,735    | 27,603    | 38,762    | 10,500    |
| (うちコンテナ) | 0         | 0         | 0         | 0         | 0         | 0         | 418,771   |
| 移出       | 3,723,121 | 3,491,337 | 3,252,104 | 3,505,534 | 3,523,372 | 3,196,560 | 2,625,459 |
| (うちコンテナ) | 0         | 0         | 0         | 0         | 0         | 0         | 0         |
| 移入       | 1,130,005 | 1,086,318 | 942,241   | 1,003,529 | 1,121,446 | 737,711   | 632,920   |
| (うちコンテナ) | 0         | 0         | 0         | 188,100   | 34,976    | 3,966     | 0         |

出典: 港湾統計(年報)



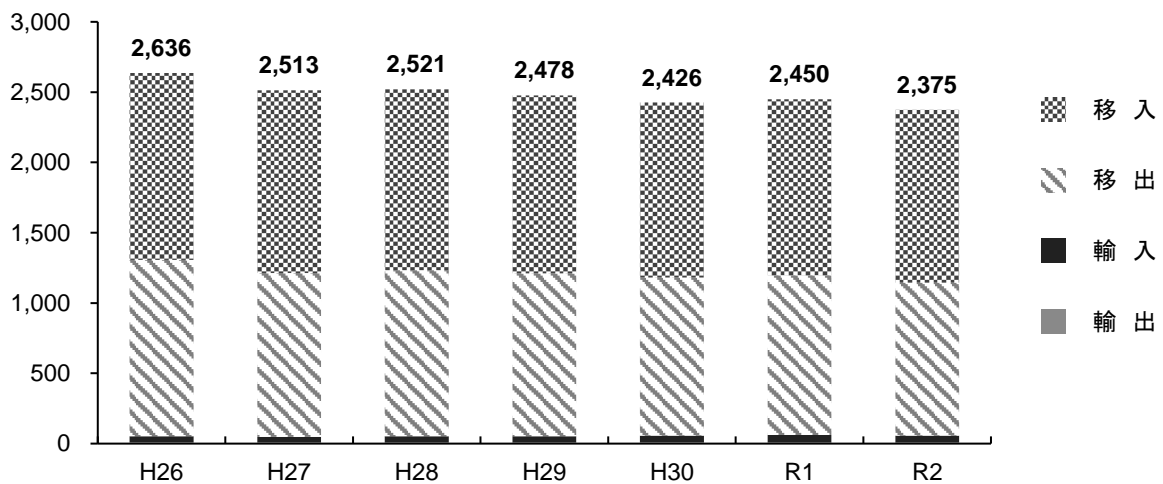
(3) 青森港

(トン)

|           | H26               | H27               | H28               | H29               | H30               | R1                | R2                |
|-----------|-------------------|-------------------|-------------------|-------------------|-------------------|-------------------|-------------------|
| <b>合計</b> | <b>26,362,064</b> | <b>25,127,854</b> | <b>25,209,111</b> | <b>24,777,399</b> | <b>24,257,289</b> | <b>24,496,039</b> | <b>23,745,658</b> |
| (うちコンテナ)  | 0                 | 0                 | 0                 | 0                 | 0                 | 0                 | 0                 |
| 輸出        | 112,929           | 87,262            | 93,603            | 91,395            | 111,420           | 91,188            | 101,721           |
| (うちコンテナ)  | 0                 | 0                 | 0                 | 0                 | 0                 | 0                 | 0                 |
| 輸入        | 404,381           | 392,531           | 424,991           | 429,755           | 463,692           | 534,937           | 470,655           |
| (うちコンテナ)  | 0                 | 0                 | 0                 | 0                 | 0                 | 0                 | 0                 |
| 移出        | 12,541,942        | 11,646,808        | 11,815,386        | 11,589,714        | 11,250,386        | 11,357,150        | 10,868,975        |
| (うちコンテナ)  | 0                 | 0                 | 0                 | 0                 | 0                 | 0                 | 0                 |
| 移入        | 13,302,812        | 13,001,253        | 12,875,131        | 12,666,535        | 12,431,791        | 12,512,764        | 12,304,307        |
| (うちコンテナ)  | 0                 | 0                 | 0                 | 0                 | 0                 | 0                 | 0                 |

出典：港湾統計(年報)

(万トン)



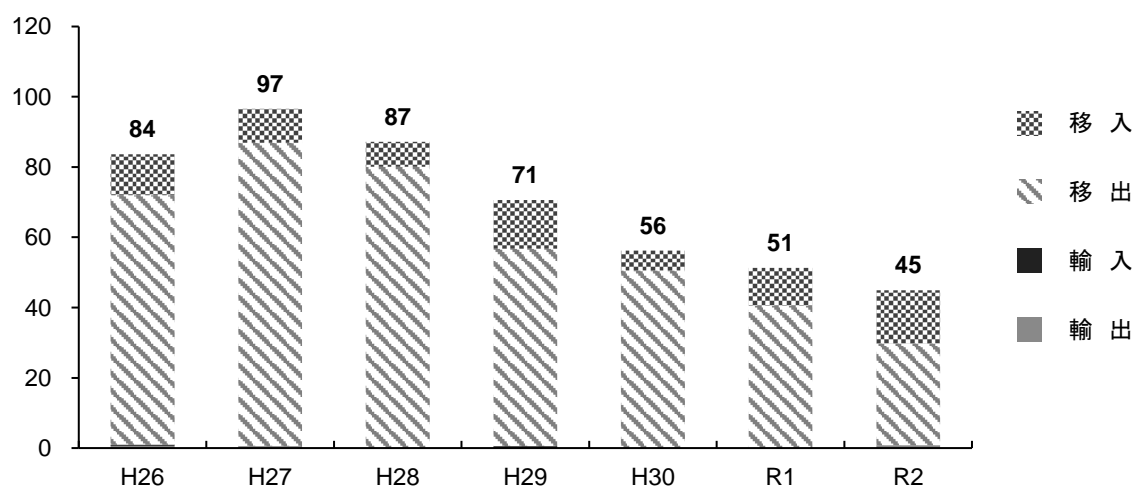
(4) むつ小川原港

(トン)

|           | H26            | H27            | H28            | H29            | H30            | R1             | R2             |
|-----------|----------------|----------------|----------------|----------------|----------------|----------------|----------------|
| <b>合計</b> | <b>836,225</b> | <b>965,751</b> | <b>871,908</b> | <b>706,256</b> | <b>561,738</b> | <b>512,598</b> | <b>448,968</b> |
| (うちコンテナ)  | 0              | 0              | 0              | 0              | 0              | 0              | 0              |
| 輸出        | 6,003          | 5,021          | 5              | 5              | 0              | 0              | 8,561          |
| (うちコンテナ)  | 0              | 0              | 0              | 0              | 0              | 0              | 0              |
| 輸入        | 4,336          | 578            | 578            | 5,488          | 0              | 0              | 0              |
| (うちコンテナ)  | 0              | 0              | 0              | 0              | 0              | 0              | 0              |
| 移出        | 709,479        | 863,721        | 800,525        | 562,442        | 505,419        | 405,329        | 289,553        |
| (うちコンテナ)  | 0              | 0              | 0              | 0              | 0              | 0              | 0              |
| 移入        | 116,407        | 96,431         | 70,800         | 138,321        | 56,319         | 107,269        | 150,854        |
| (うちコンテナ)  | 0              | 0              | 0              | 0              | 0              | 0              | 0              |

出典：港湾統計(年報)

(万トン)



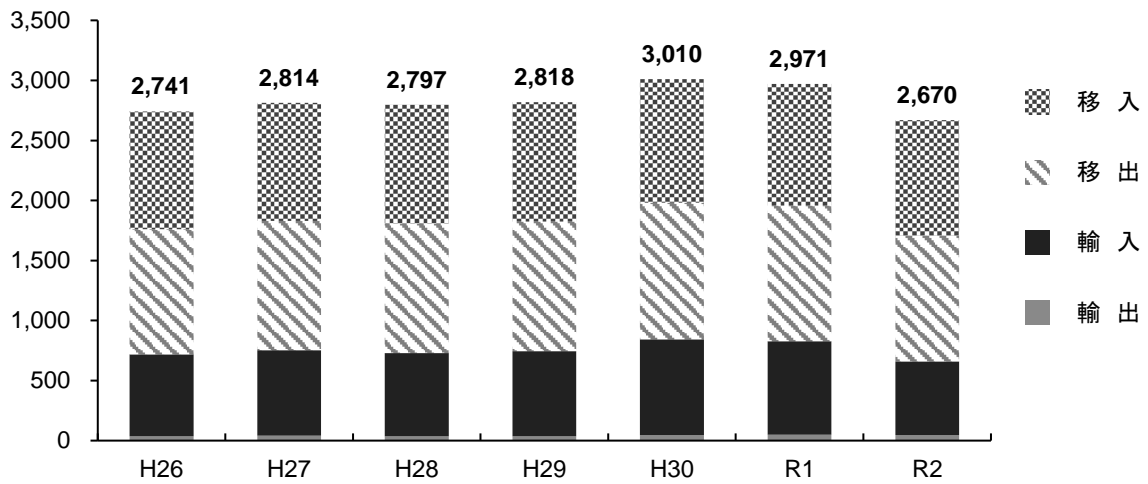
(5) 八戸港

(トン)

|          | H26        | H27        | H28        | H29        | H30        | R1         | R2         |
|----------|------------|------------|------------|------------|------------|------------|------------|
| 合計       | 27,405,685 | 28,141,024 | 27,969,861 | 28,180,804 | 30,097,430 | 29,713,497 | 26,698,695 |
| (うちコンテナ) | 845,204    | 1,030,415  | 1,033,656  | 1,071,882  | 1,090,931  | 1,068,224  | 524,140    |
| 輸出       | 357,071    | 426,312    | 370,653    | 354,353    | 459,053    | 499,090    | 455,379    |
| (うちコンテナ) | 230,644    | 245,072    | 228,383    | 267,976    | 324,373    | 351,814    | 316,550    |
| 輸入       | 6,813,403  | 7,106,275  | 6,918,129  | 7,108,162  | 7,968,198  | 7,785,958  | 6,144,037  |
| (うちコンテナ) | 318,494    | 316,232    | 289,429    | 338,547    | 381,269    | 450,411    |            |
| 移出       | 10,439,617 | 10,762,541 | 10,792,466 | 10,769,734 | 11,379,421 | 11,282,675 | 10,461,834 |
| (うちコンテナ) | 206,533    | 287,429    | 287,405    | 331,420    | 267,610    | 183,610    | 117,781    |
| 移入       | 9,795,594  | 9,845,896  | 9,888,613  | 9,948,555  | 10,290,758 | 10,145,774 | 9,637,445  |
| (うちコンテナ) | 89,533     | 181,682    | 228,439    | 133,939    | 117,679    | 82,389     | 89,809     |

出典：港湾統計(年報)

(万トン)



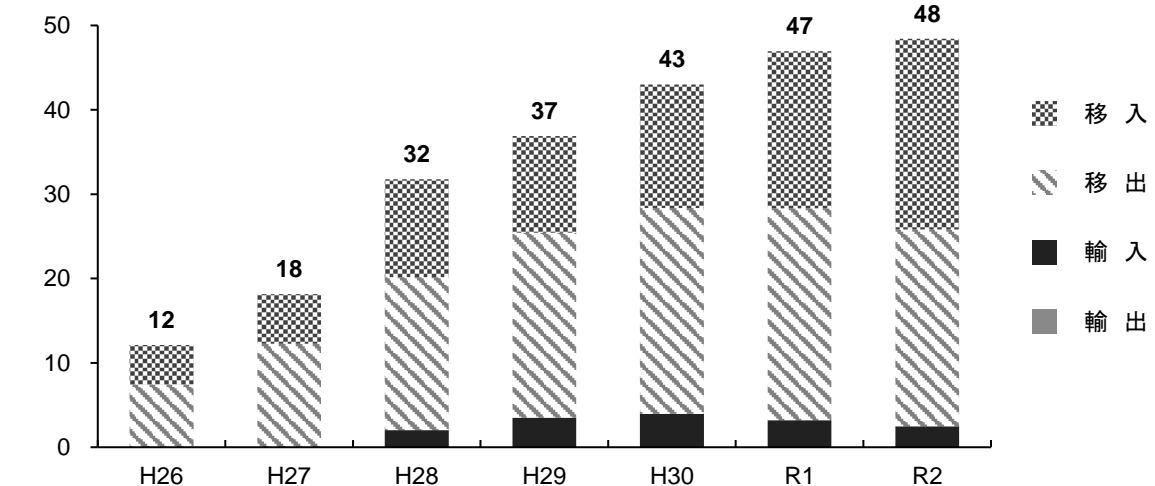
(6) 久慈港

(トン)

|          | H26     | H27     | H28     | H29     | H30     | R1      | R2      |
|----------|---------|---------|---------|---------|---------|---------|---------|
| 合計       | 121,344 | 181,415 | 317,563 | 369,021 | 430,069 | 469,417 | 484,185 |
| (うちコンテナ) | 0       | 0       | 0       | 0       | 0       | 0       | 0       |
| 輸出       | 0       | 0       | 0       | 0       | 149     | 0       | 0       |
| (うちコンテナ) | 0       | 0       | 0       | 0       | 0       | 0       | 0       |
| 輸入       | 0       | 0       | 20,270  | 35,085  | 39,318  | 31,987  | 24,843  |
| (うちコンテナ) | 0       | 0       | 0       | 0       | 0       | 0       | 0       |
| 移出       | 74,346  | 122,541 | 181,303 | 219,139 | 244,122 | 251,342 | 233,457 |
| (うちコンテナ) | 0       | 0       | 0       | 0       | 0       | 0       | 0       |
| 移入       | 46,998  | 58,874  | 115,990 | 114,797 | 146,480 | 186,088 | 225,885 |
| (うちコンテナ) | 0       | 0       | 0       | 0       | 0       | 0       | 0       |

出典：港湾統計(年報)

(万トン)



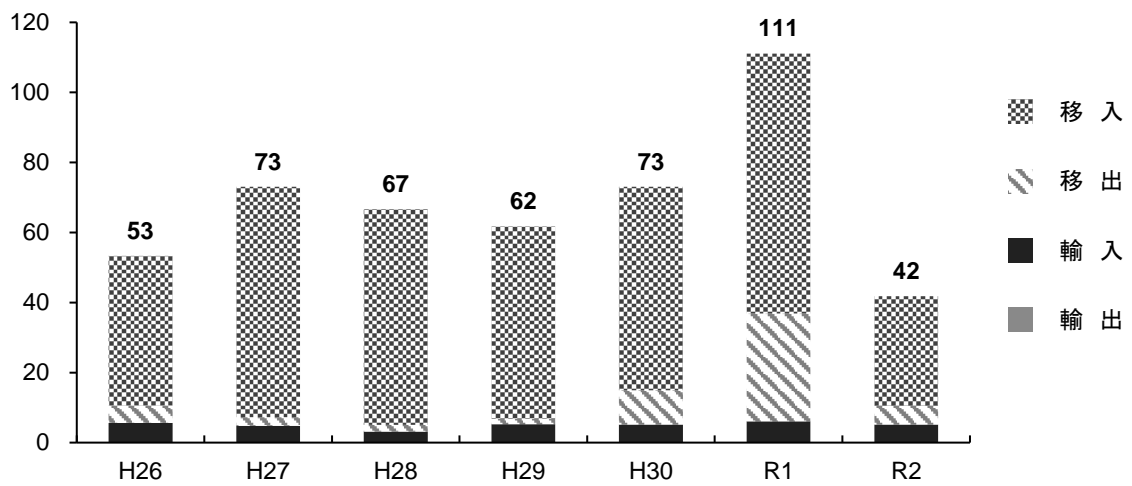
(7) 宮古港

(トン)

|          | H26     | H27     | H28     | H29     | H30     | R1        | R2      |
|----------|---------|---------|---------|---------|---------|-----------|---------|
| 合計       | 533,485 | 730,201 | 666,874 | 617,062 | 730,429 | 1,110,956 | 418,280 |
| (うちコンテナ) | 360     | 446     | 0       | 0       | 0       | 0         | 0       |
| 輸出       | 0       | 0       | 0       | 0       | 0       | 0         | 0       |
| (うちコンテナ) | 0       | 0       | 0       | 0       | 0       | 0         | 0       |
| 輸入       | 55,758  | 47,745  | 31,782  | 52,329  | 51,200  | 60,530    | 51,651  |
| (うちコンテナ) | 0       | 0       | 0       | 0       | 0       |           |         |
| 移出       | 49,915  | 24,498  | 18,838  | 16,148  | 97,977  | 308,048   | 52,884  |
| (うちコンテナ) | 0       | 0       | 0       | 0       | 0       | 0         | 0       |
| 移入       | 427,812 | 657,958 | 616,254 | 548,585 | 581,252 | 742,378   | 313,745 |
| (うちコンテナ) | 360     | 446     | 0       | 0       | 0       | 0         | 0       |

出典：港湾統計(年報)

(万トン)



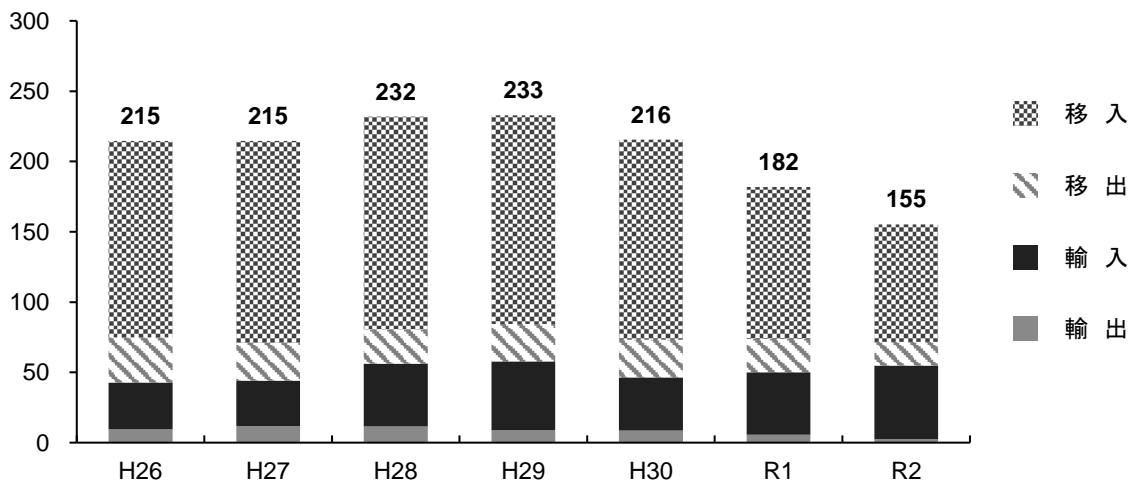
(8) 釜石港

(トン)

|          | H26       | H27       | H28       | H29       | H30       | R1        | R2        |
|----------|-----------|-----------|-----------|-----------|-----------|-----------|-----------|
| 合計       | 2,145,378 | 2,145,732 | 2,318,774 | 2,328,243 | 2,155,003 | 1,819,226 | 1,552,825 |
| (うちコンテナ) | 16,220    | 26,605    | 17,268    | 25,361    | 60,570    | 67,893    | 54,265    |
| 輸出       | 95,235    | 118,351   | 115,926   | 88,611    | 85,108    | 57,011    | 25,663    |
| (うちコンテナ) | 0         | 0         | 0         | 747       | 25,246    | 28,442    | 17,872    |
| 輸入       | 332,640   | 322,116   | 446,581   | 488,105   | 378,116   | 442,846   | 522,248   |
| (うちコンテナ) | 0         | 0         | 0         | 271       | 8,549     | 14,710    | 15,002    |
| 移出       | 320,633   | 269,912   | 243,576   | 268,504   | 268,799   | 236,380   | 168,179   |
| (うちコンテナ) | 16,109    | 26,165    | 13,706    | 14,372    | 15,192    | 13,250    | 10,218    |
| 移入       | 1,396,870 | 1,435,353 | 1,512,691 | 1,483,023 | 1,422,980 | 1,082,989 | 836,735   |
| (うちコンテナ) | 111       | 440       | 3,562     | 9,971     | 11,583    | 11,491    | 11,173    |

出典：港湾統計(年報)

(万トン)

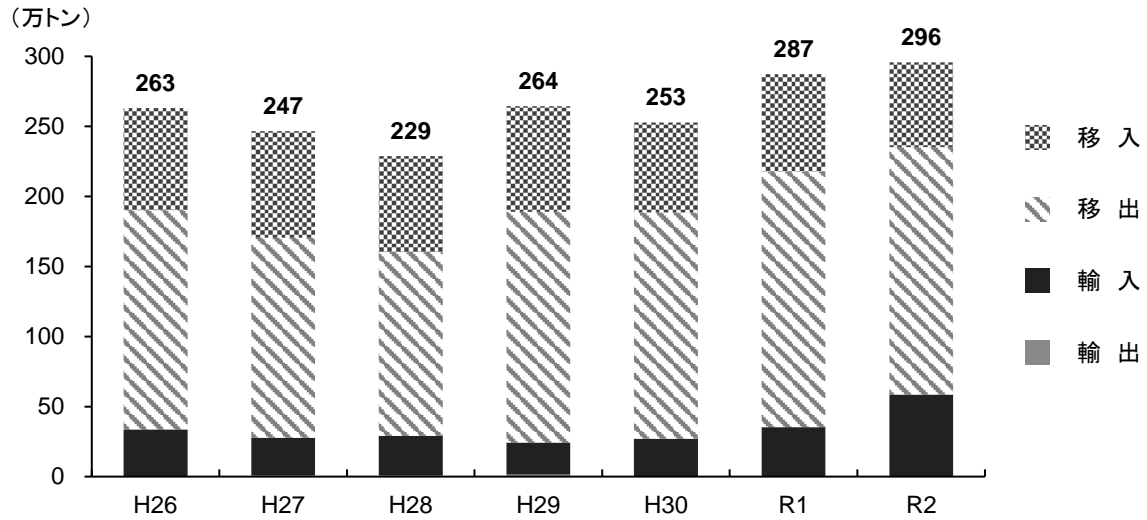


(9) 大船渡港

(トン)

|          | H26       | H27       | H28       | H29       | H30       | R1        | R2        |
|----------|-----------|-----------|-----------|-----------|-----------|-----------|-----------|
| 合計       | 2,629,886 | 2,466,329 | 2,287,735 | 2,644,853 | 2,527,348 | 2,872,465 | 2,957,321 |
| (うちコンテナ) | 10,501    | 15,938    | 17,207    | 18,590    | 19,206    | 29,652    | 26,146    |
| 輸出       | 0         | 7,147     | 7,552     | 13,806    | 3,928     | 4,273     | 4,056     |
| (うちコンテナ) | 0         | 0         | 0         | 0         | 0         | 0         | 0         |
| 輸入       | 337,905   | 271,158   | 283,700   | 228,622   | 267,469   | 349,144   | 582,807   |
| (うちコンテナ) | 0         | 0         | 0         | 0         | 0         | 0         | 0         |
| 移出       | 1,564,184 | 1,426,104 | 1,311,254 | 1,649,015 | 1,614,926 | 1,824,260 | 1,765,430 |
| (うちコンテナ) | 7,003     | 10,870    | 10,828    | 11,864    | 12,052    | 20,929    | 14,832    |
| 移入       | 727,797   | 761,920   | 685,229   | 753,410   | 641,025   | 694,788   | 605,028   |
| (うちコンテナ) | 3,498     | 5,068     | 6,379     | 6,726     | 7,154     | 8,723     | 11,314    |

出典：港湾統計(年報)

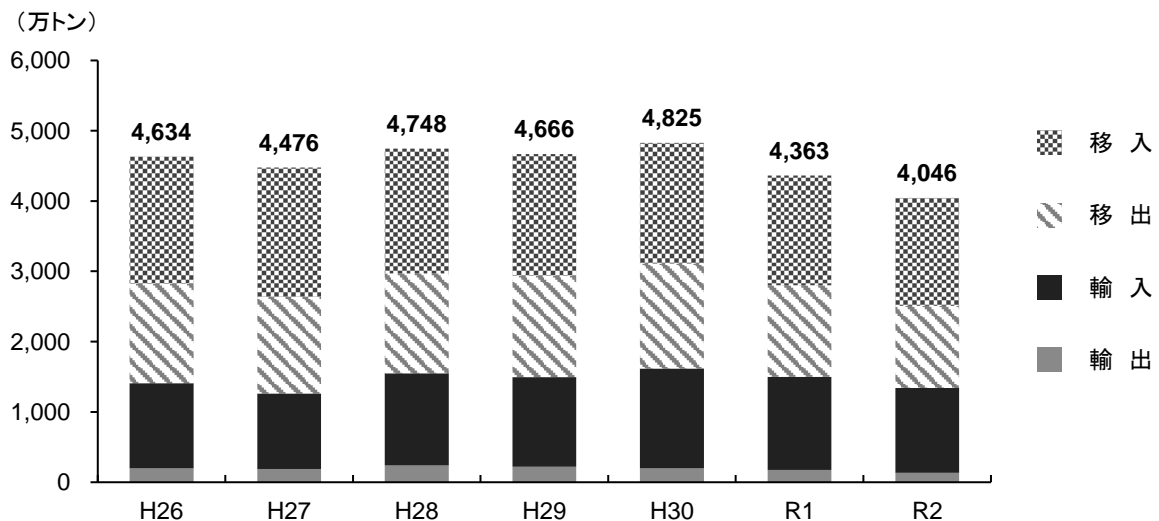


(10) 仙台塩釜港 (仙台港区・塩釜港区・石巻港区の合計)

(トン)

|          | H26        | H27        | H28        | H29        | H30        | R1         | R2         |
|----------|------------|------------|------------|------------|------------|------------|------------|
| 合計       | 46,339,170 | 44,755,096 | 47,478,626 | 46,664,888 | 48,254,696 | 43,628,085 | 40,456,875 |
| (うちコンテナ) | 3,351,163  | 3,574,392  | 3,942,482  | 4,050,400  | 4,165,096  | 4,361,831  | 4,140,270  |
| 輸出       | 1,997,843  | 1,867,985  | 2,385,209  | 2,186,015  | 1,960,396  | 1,731,777  | 1,341,074  |
| (うちコンテナ) | 798,622    | 855,844    | 864,611    | 903,392    | 1,020,376  | 740,884    | 615,123    |
| 輸入       | 12,081,144 | 10,758,754 | 13,114,402 | 12,777,327 | 14,217,357 | 13,272,730 | 12,080,761 |
| (うちコンテナ) | 1,179,244  | 1,326,408  | 1,504,708  | 1,615,152  | 1,685,898  | 1,970,863  | 1,833,946  |
| 移出       | 14,143,962 | 13,733,635 | 14,220,091 | 14,440,859 | 14,934,742 | 13,021,614 | 11,669,619 |
| (うちコンテナ) | 723,306    | 737,372    | 764,504    | 822,512    | 757,825    | 916,020    | 837,103    |
| 移入       | 18,116,221 | 18,394,722 | 17,758,924 | 17,260,687 | 17,142,201 | 15,601,964 | 15,365,421 |
| (うちコンテナ) | 649,991    | 654,768    | 808,659    | 709,344    | 700,997    | 734,064    | 854,098    |

出典：港湾統計(年報)



## 1) 仙台塩釜港（仙台港区）

（トン）

|          | H25        | H26        | H27        | H28        | H29        | H30        | R1         |
|----------|------------|------------|------------|------------|------------|------------|------------|
| 合 計      | 38,502,147 | 40,067,840 | 38,714,831 | 41,651,734 | 40,941,621 | 42,275,079 | 37,661,366 |
| （うちコンテナ） | 3,394,536  | 3,351,163  | 3,574,392  | 3,942,482  | 4,050,400  | 4,169,533  | 4,361,831  |
| 輸出       | 1,638,855  | 1,758,485  | 1,677,085  | 2,179,978  | 1,945,019  | 1,774,805  | 1,588,733  |
| （うちコンテナ） | 819,131    | 798,622    | 855,844    | 864,611    | 903,392    | 1,022,357  | 740,884    |
| 輸入       | 8,694,091  | 9,637,696  | 8,486,059  | 10,838,241 | 10,361,628 | 10,855,179 | 10,478,094 |
| （うちコンテナ） | 1,185,370  | 1,179,244  | 1,326,408  | 1,504,708  | 1,615,152  | 1,688,354  | 1,970,863  |
| 移出       | 13,303,185 | 13,965,288 | 13,592,692 | 14,094,098 | 14,280,950 | 14,649,692 | 12,820,081 |
| （うちコンテナ） | 771,871    | 723,306    | 737,372    | 764,504    | 822,512    | 757,825    | 916,020    |
| 移入       | 14,866,016 | 14,706,371 | 14,958,995 | 14,539,417 | 14,354,024 | 14,995,403 | 12,774,458 |
| （うちコンテナ） | 618,164    | 649,991    | 654,768    | 808,659    | 709,344    | 700,997    | 734,064    |

出典：宮城県土木部港湾課「宮城の港湾統計」

## 2) 仙台塩釜港（塩釜港区）

（トン）

|          | H25       | H26       | H27       | H28       | H29       | H30       | R1        |
|----------|-----------|-----------|-----------|-----------|-----------|-----------|-----------|
| 合 計      | 2,470,894 | 2,512,852 | 2,519,420 | 2,471,175 | 2,286,421 | 2,598,812 | 2,138,032 |
| （うちコンテナ） | 0         | 0         | 0         | 0         | 0         | 0         | 0         |
| 輸出       | 180,684   | 161,615   | 131,779   | 124,247   | 129,934   | 71,297    | 46,922    |
| （うちコンテナ） | 0         | 0         | 0         | 0         | 0         | 0         | 0         |
| 輸入       | 101,065   | 108,098   | 121,576   | 97,633    | 75,292    | 323,559   | 30,354    |
| （うちコンテナ） | 0         | 0         | 0         | 0         | 0         | 0         | 0         |
| 移出       | 110,697   | 107,176   | 73,892    | 55,339    | 109,753   | 238,663   | 91,499    |
| （うちコンテナ） | 0         | 0         | 0         | 0         | 0         | 0         | 0         |
| 移入       | 2,078,448 | 2,135,963 | 2,192,173 | 2,193,956 | 1,971,442 | 1,965,293 | 1,969,257 |
| （うちコンテナ） | 0         | 0         | 0         | 0         | 0         | 0         | 0         |

出典：宮城県土木部港湾課「宮城の港湾統計」

## 3) 石巻港 ※H27～仙台塩釜港（石巻港区）

（トン）

|          | H25       | H26       | H27       | H28       | H29       | H30       | R1        |
|----------|-----------|-----------|-----------|-----------|-----------|-----------|-----------|
| 合 計      | 3,953,158 | 3,758,478 | 3,520,845 | 3,355,717 | 3,436,846 | 3,957,858 | 3,923,153 |
| （うちコンテナ） | 0         | 0         | 0         | 0         | 0         | 0         | 0         |
| 輸出       | 67,570    | 77,743    | 59,121    | 80,984    | 111,062   | 123,174   | 101,196   |
| （うちコンテナ） | 0         | 0         | 0         | 0         | 0         | 0         | 0         |
| 輸入       | 2,180,823 | 2,335,350 | 2,151,119 | 2,178,528 | 2,340,407 | 2,865,795 | 2,799,880 |
| （うちコンテナ） | 0         | 0         | 0         | 0         | 0         | 0         | 0         |
| 移出       | 302,369   | 71,498    | 67,051    | 70,654    | 50,156    | 33,477    | 122,979   |
| （うちコンテナ） | 0         | 0         | 0         | 0         | 0         | 0         | 0         |
| 移入       | 1,402,396 | 1,273,887 | 1,243,554 | 1,025,551 | 935,221   | 935,412   | 899,098   |
| （うちコンテナ） | 0         | 0         | 0         | 0         | 0         | 0         | 0         |

出典：宮城県土木部港湾課「宮城の港湾統計」

## 4) 松島港 ※H27～仙台塩釜港（松島港区）

（トン）

|          | H25 | H26 | H27 | H28 | H29 | H30 | R1 |
|----------|-----|-----|-----|-----|-----|-----|----|
| 合 計      | 0   | 0   | 0   | 0   | 0   | 0   | 0  |
| （うちコンテナ） | 0   | 0   | 0   | 0   | 0   | 0   | 0  |
| 輸出       | 0   | 0   | 0   | 0   | 0   | 0   | 0  |
| （うちコンテナ） | 0   | 0   | 0   | 0   | 0   | 0   | 0  |
| 輸入       | 0   | 0   | 0   | 0   | 0   | 0   | 0  |
| （うちコンテナ） | 0   | 0   | 0   | 0   | 0   | 0   | 0  |
| 移出       | 0   | 0   | 0   | 0   | 0   | 0   | 0  |
| （うちコンテナ） | 0   | 0   | 0   | 0   | 0   | 0   | 0  |
| 移入       | 0   | 0   | 0   | 0   | 0   | 0   | 0  |
| （うちコンテナ） | 0   | 0   | 0   | 0   | 0   | 0   | 0  |

出典：宮城県土木部港湾課「宮城の港湾統計」

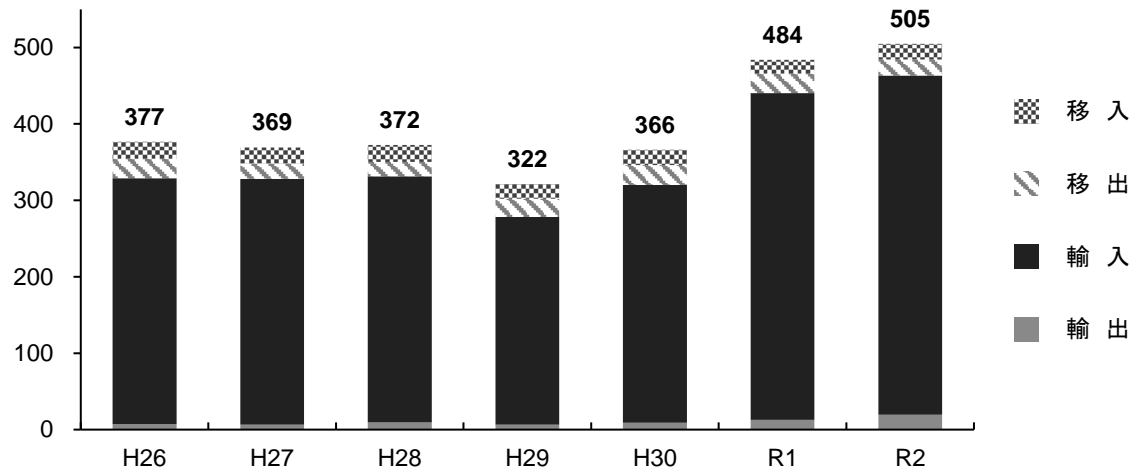
## (11) 能代港

(トン)

|          | H26       | H27       | H28       | H29       | H30       | R1        | R2        |
|----------|-----------|-----------|-----------|-----------|-----------|-----------|-----------|
| 合計       | 3,769,298 | 3,692,401 | 3,724,274 | 3,216,212 | 3,663,402 | 4,839,710 | 5,047,179 |
| (うちコンテナ) | 0         | 0         | 0         | 0         | 0         | 0         | 0         |
| 輸出       | 71,740    | 66,958    | 93,135    | 64,276    | 90,244    | 128,405   | 192,766   |
| (うちコンテナ) | 0         | 0         | 0         | 0         | 0         | 0         | 0         |
| 輸入       | 3,219,040 | 3,213,382 | 3,222,945 | 2,717,056 | 3,111,006 | 4,273,580 | 4,441,819 |
| (うちコンテナ) | 0         | 0         | 0         | 0         | 0         | 0         | 0         |
| 移出       | 252,474   | 202,519   | 188,983   | 239,203   | 258,607   | 257,462   | 209,024   |
| (うちコンテナ) | 0         | 0         | 0         | 0         | 0         | 0         | 0         |
| 移入       | 226,044   | 209,542   | 219,211   | 195,677   | 203,545   | 180,263   | 203,570   |
| (うちコンテナ) | 0         | 0         | 0         | 0         | 0         | 0         | 0         |

出典：港湾統計(年報)

(万トン)



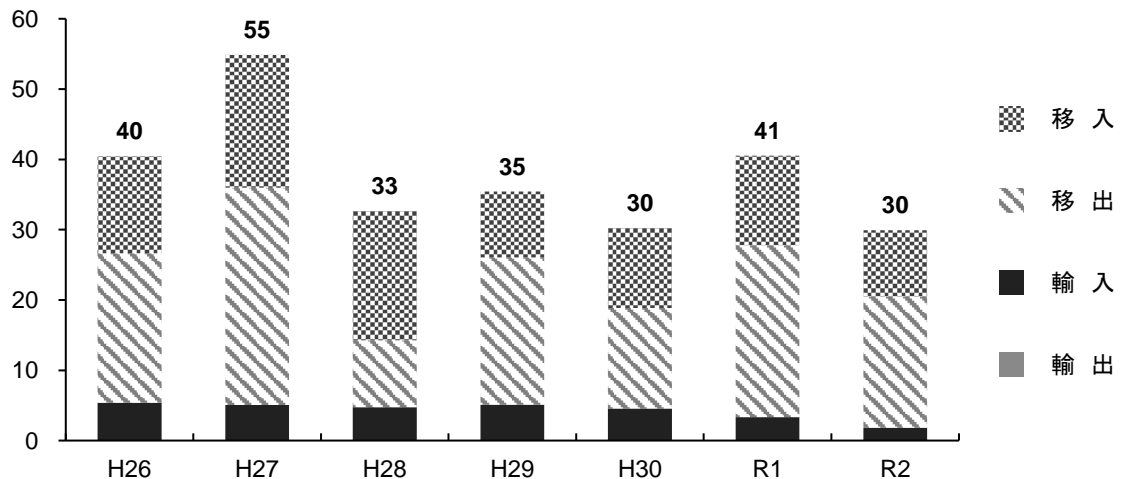
## (12) 船川港

(トン)

|          | H26     | H27     | H28     | H29     | H30     | R1      | R2      |
|----------|---------|---------|---------|---------|---------|---------|---------|
| 合計       | 404,279 | 548,643 | 326,546 | 354,196 | 302,472 | 405,223 | 299,151 |
| (うちコンテナ) | 0       | 0       | 0       | 0       | 0       | 0       | 0       |
| 輸出       | 0       | 0       | 0       | 0       | 0       | 0       | 0       |
| (うちコンテナ) | 0       | 0       | 0       | 0       | 0       | 0       | 0       |
| 輸入       | 53,964  | 50,663  | 47,660  | 50,902  | 45,543  | 33,379  | 18,448  |
| (うちコンテナ) | 0       | 0       | 0       | 0       | 0       | 0       | 0       |
| 移出       | 212,557 | 309,101 | 95,111  | 209,672 | 143,153 | 244,431 | 186,731 |
| (うちコンテナ) | 0       | 0       | 0       | 0       | 0       | 0       | 0       |
| 移入       | 137,758 | 188,879 | 183,775 | 93,622  | 113,776 | 127,413 | 93,972  |
| (うちコンテナ) | 0       | 0       | 0       | 0       | 0       | 0       | 0       |

出典：港湾統計(年報)

(万トン)



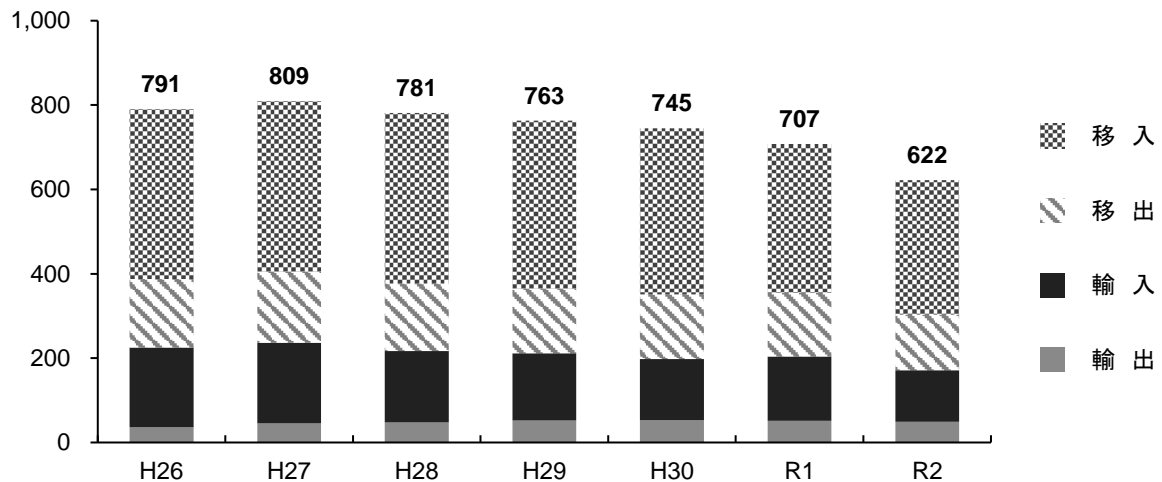
(13) 秋田港

(トン)

|          | H26       | H27       | H28       | H29       | H30       | R1        | R2        |
|----------|-----------|-----------|-----------|-----------|-----------|-----------|-----------|
| 合計       | 7,907,437 | 8,090,070 | 7,811,986 | 7,628,942 | 7,451,601 | 7,074,975 | 6,216,971 |
| (うちコンテナ) | 489,722   | 475,434   | 578,311   | 579,641   | 557,798   | 562,495   | 523,196   |
| 輸出       | 363,568   | 454,478   | 474,481   | 520,254   | 525,236   | 514,338   | 493,279   |
| (うちコンテナ) | 211,665   | 249,381   | 306,741   | 324,553   | 339,283   | 325,481   | 306,889   |
| 輸入       | 1,890,990 | 1,913,584 | 1,691,593 | 1,594,687 | 1,454,653 | 1,525,509 | 1,216,861 |
| (うちコンテナ) | 278,057   | 226,053   | 271,570   | 255,088   | 218,515   | 237,014   | 216,307   |
| 移出       | 1,622,202 | 1,678,197 | 1,600,547 | 1,536,132 | 1,530,440 | 1,512,613 | 1,319,798 |
| (うちコンテナ) | 0         | 0         | 0         | 0         | 0         | 0         | 0         |
| 移入       | 4,030,677 | 4,043,811 | 4,045,365 | 3,977,869 | 3,941,272 | 3,522,515 | 3,187,033 |
| (うちコンテナ) | 0         | 0         | 0         | 0         | 0         | 0         | 0         |

出典：港湾統計(年報)

(万吨)



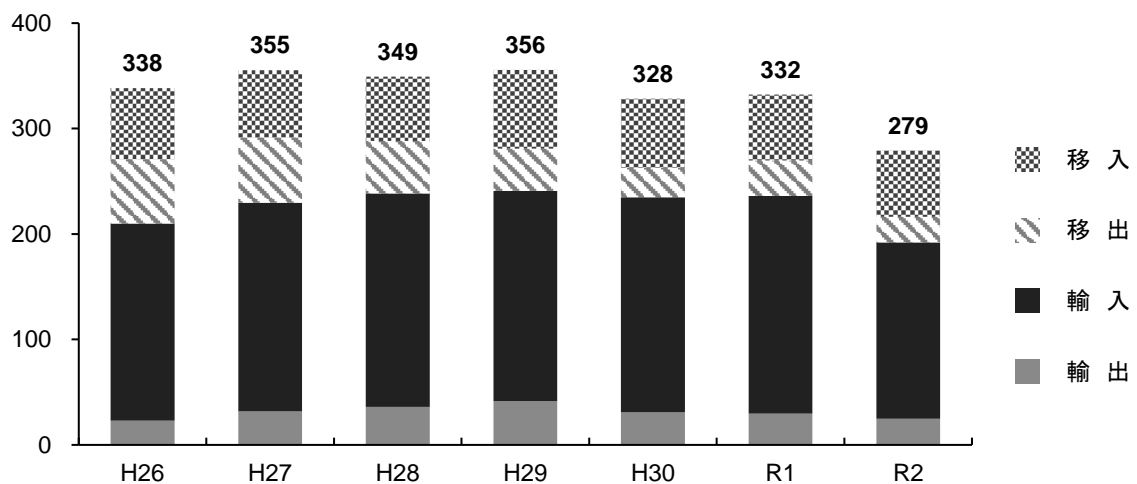
(14) 酒田港

(トン)

|          | H26       | H27       | H28       | H29       | H30       | R1        | R2        |
|----------|-----------|-----------|-----------|-----------|-----------|-----------|-----------|
| 合計       | 3,382,116 | 3,551,809 | 3,491,299 | 3,556,710 | 3,282,900 | 3,322,907 | 2,791,885 |
| (うちコンテナ) | 161,994   | 246,129   | 262,286   | 311,638   | 281,334   | 278,870   | 244,404   |
| 輸出       | 229,949   | 316,573   | 359,119   | 415,873   | 309,516   | 297,271   | 246,936   |
| (うちコンテナ) | 71,421    | 126,918   | 146,816   | 182,444   | 162,913   | 172,270   | 139,220   |
| 輸入       | 1,869,876 | 1,978,992 | 2,025,095 | 1,993,312 | 2,038,772 | 2,062,021 | 1,673,764 |
| (うちコンテナ) | 90,573    | 119,211   | 115,470   | 129,194   | 118,421   | 106,600   | 105,184   |
| 移出       | 608,646   | 621,518   | 497,568   | 399,050   | 280,657   | 338,897   | 243,243   |
| (うちコンテナ) | 0         | 0         | 0         | 0         | 0         | 0         | 0         |
| 移入       | 673,645   | 634,726   | 609,517   | 748,475   | 653,955   | 624,718   | 627,942   |
| (うちコンテナ) | 0         | 0         | 0         | 0         | 0         | 0         | 0         |

出典：港湾統計(年報)

(万吨)





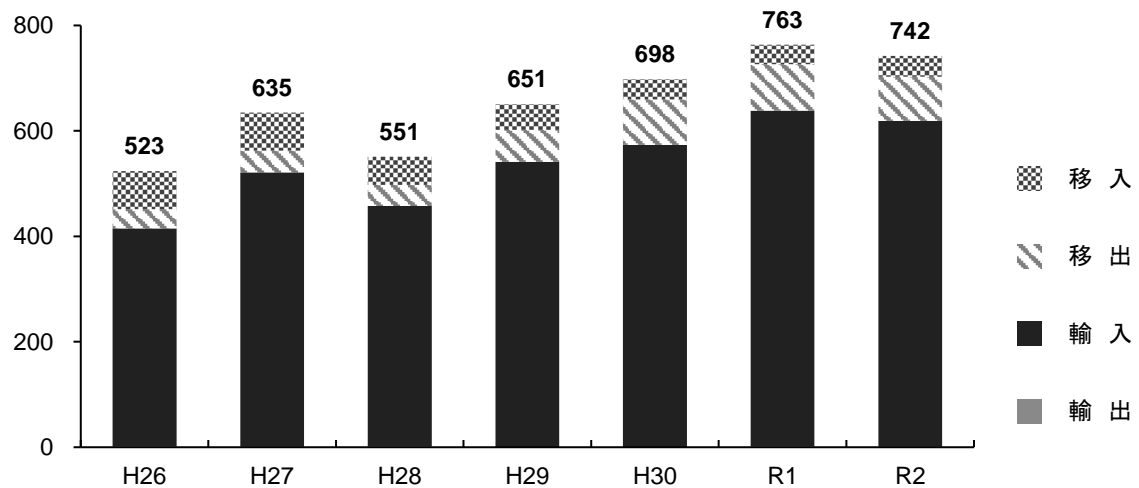
(15) 相馬港

(トン)

|          | H26       | H27       | H28       | H29       | H30       | R1        | R2        |
|----------|-----------|-----------|-----------|-----------|-----------|-----------|-----------|
| 合計       | 5,234,671 | 6,346,162 | 5,507,823 | 6,508,250 | 6,976,634 | 7,634,740 | 7,420,246 |
| (うちコンテナ) | 0         | 0         | 0         | 194       | 0         | 0         | 38        |
| 輸出       | 18,350    | 13,433    | 17,914    | 882       | 0         | 16,945    | 10,271    |
| (うちコンテナ) | 0         | 0         | 0         | 62        | 0         | 0         | 0         |
| 輸入       | 4,134,874 | 5,201,729 | 4,560,106 | 5,414,395 | 5,737,934 | 6,368,732 | 6,182,297 |
| (うちコンテナ) | 0         | 0         | 0         | 132       | 0         | 0         | 0         |
| 移出       | 361,864   | 412,270   | 395,890   | 605,854   | 856,643   | 879,521   | 835,255   |
| (うちコンテナ) | 0         | 0         | 0         | 0         | 0         | 0         | 38        |
| 移入       | 719,583   | 718,730   | 533,913   | 487,119   | 382,057   | 369,542   | 392,423   |
| (うちコンテナ) | 0         | 0         | 0         | 0         | 0         | 0         | 0         |

出典：港湾統計(年報)

(万トン)



(16) 小名浜港

(トン)

|          | H26        | H27        | H28        | H29        | H30        | R1         | R2         |
|----------|------------|------------|------------|------------|------------|------------|------------|
| 合計       | 17,894,025 | 16,739,560 | 16,300,572 | 16,625,057 | 16,235,320 | 15,917,832 | 15,914,349 |
| (うちコンテナ) | 164,530    | 158,322    | 211,158    | 219,216    | 218,686    | 237,467    | 197,143    |
| 輸出       | 840,531    | 950,182    | 1,031,230  | 912,848    | 933,683    | 949,041    | 1,042,106  |
| (うちコンテナ) | 23,384     | 27,501     | 47,739     | 41,080     | 38,791     | 35,567     | 31,437     |
| 輸入       | 9,047,009  | 8,422,328  | 8,047,619  | 8,560,645  | 8,172,343  | 8,415,033  | 8,320,398  |
| (うちコンテナ) | 103,869    | 99,402     | 131,931    | 145,211    | 155,118    | 182,574    | 160,028    |
| 移出       | 4,775,111  | 4,436,498  | 4,192,267  | 4,391,187  | 4,268,083  | 3,978,008  | 3,983,685  |
| (うちコンテナ) | 7,290      | 6,485      | 7,822      | 10,300     | 3,761      | 1,530      | 1,530      |
| 移入       | 3,231,374  | 2,930,552  | 3,029,456  | 2,760,377  | 2,861,211  | 2,575,750  | 2,568,160  |
| (うちコンテナ) | 29,987     | 24,934     | 23,666     | 22,625     | 21,016     | 17,796     | 4,148      |

出典：港湾統計(年報)

(万トン)

